MS^2 spectral traces

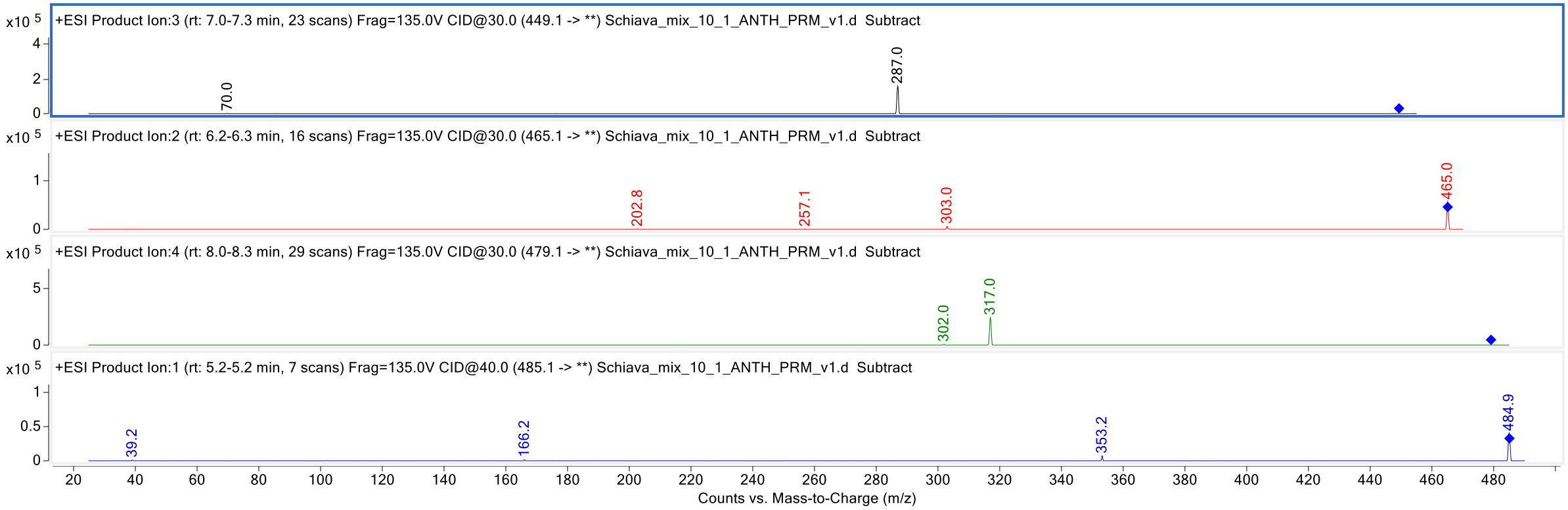
+ESI Product Ion:3 (rt: 7.0-7.3 min, 23 scans) Frag=135.0V CID@30.0 (449.1 -> **) Schiava_mix_10_1_ANTH_PRM_v1.d Subtract
x10 5
70.0
287.0
+ESI Product Ion:2 (rt: 6.2-6.3 min, 16 scans) Frag=135.0V CID@30.0 (465.1 -> **) Schiava_mix_10_1_ANTH_PRM_v1.d Subtract
202.8
257.1
303.0
465.0
+ESI Product Ion:4 (rt: 8.0-8.3 min, 29 scans) Frag=135.0V CID@30.0 (479.1 -> **) Schiava_mix_10_1_ANTH_PRM_v1.d Subtract
302.0
317.0
+ESI Product Ion:1 (rt: 5.2-5.2 min, 7 scans) Frag=135.0V CID@40.0 (485.1 -> **) Schiava_mix_10_1_ANTH_PRM_v1.d Subtract
39.2
166.2
353.2
484.9
Counts vs. Mass-to-Charge (m/z)

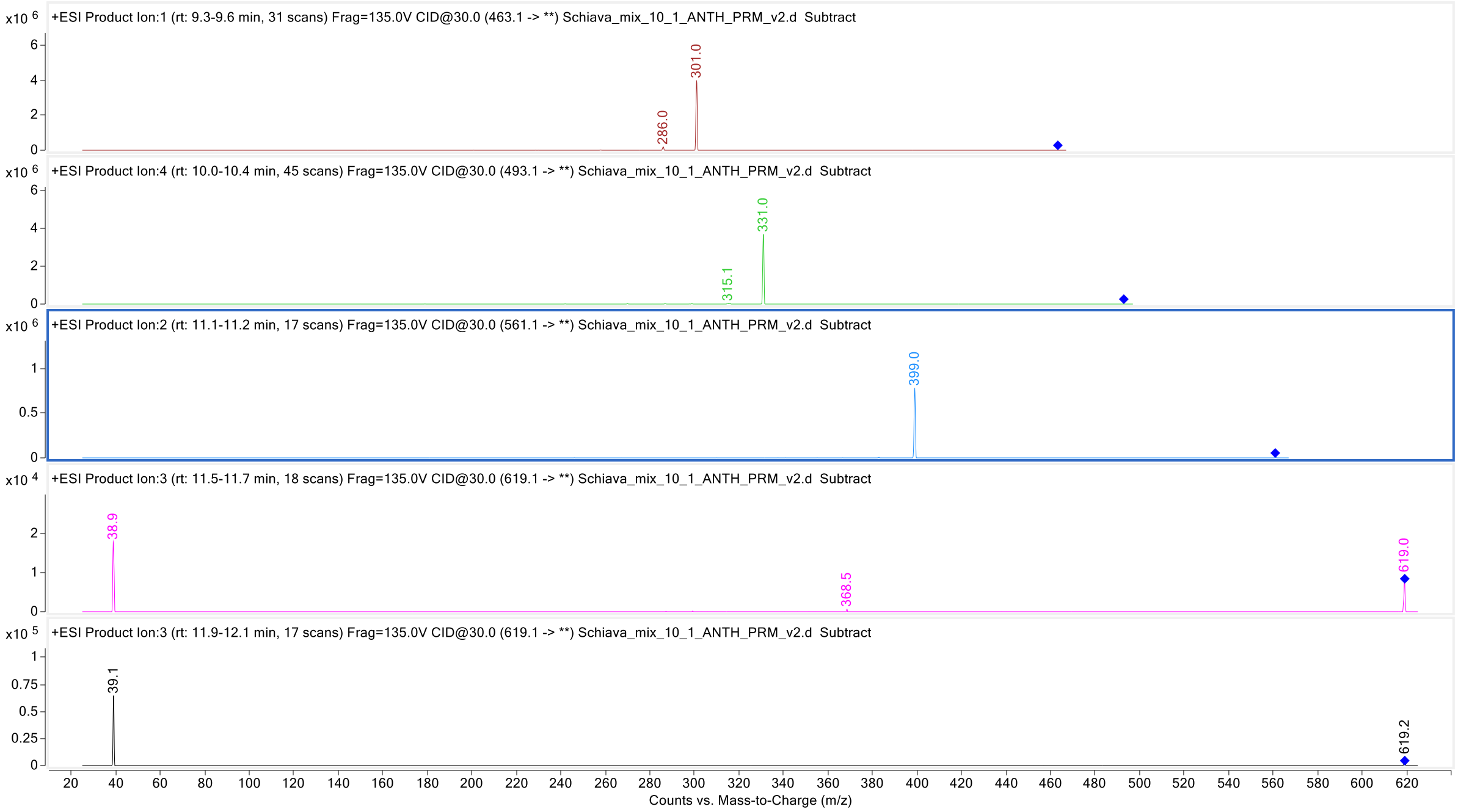
+ESI Product Ion:1 (rt: 9.3-9.6 min, 31 scans) Frag=135.0V CID@30.0 (463.1 -> **) Schiava_mix_10_1_ANTH_PRM_v2.d Subtract
x10 6
286.0
301.0
+ESI Product Ion:4 (rt: 10.0-10.4 min, 45 scans) Frag=135.0V CID@30.0 (493.1 -> **) Schiava_mix_10_1_ANTH_PRM_v2.d Subtract
x10 6
315.1
331.0
+ESI Product Ion:2 (rt: 11.1-11.2 min, 17 scans) Frag=135.0V CID@30.0 (561.1 -> **) Schiava_mix_10_1_ANTH_PRM_v2.d Subtract
x10 6
399.0
+ESI Product Ion:3 (rt: 11.5-11.7 min, 18 scans) Frag=135.0V CID@30.0 (619.1 -> **) Schiava_mix_10_1_ANTH_PRM_v2.d Subtract
x10 4
38.9
368.5
619.0
+ESI Product Ion:3 (rt: 11.9-12.1 min, 17 scans) Frag=135.0V CID@30.0 (619.1 -> **) Schiava_mix_10_1_ANTH_PRM_v2.d Subtract
x10 5
39.1
619.2
Counts vs. Mass-to-Charge (m/z)

+ESI Product Ion:1 (rt: 12.5-12.7 min, 25 scans) Frag=135.0V CID@30.0 (491.1 -> **) Schiava_mix_10_1_ANTH_PRM_v3.d Subtract
x10 5
287.0
+ESI Product Ion:4 (rt: 13.1-13.2 min, 22 scans) Frag=135.0V CID@40.0 (521.1 -> **) Schiava_mix_10_1_ANTH_PRM_v3.d Subtract
x10 4
45.2
304.6
317.1
+ESI Product Ion:3 (rt: 11.1-11.2 min, 21 scans) Frag=135.0V CID@30.0 (561.1 -> **) Schiava_mix_10_1_ANTH_PRM_v3.d Subtract
x10 6
399.0
+ESI Product Ion:2 (rt: 11.5-11.7 min, 20 scans) Frag=135.0V CID@20.0 (619.1 -> **) Schiava_mix_10_1_ANTH_PRM_v3.d Subtract
x10 5
39.1
353.0
619.1
+ESI Product Ion:2 (rt: 11.9-12.1 min, 21 scans) Frag=135.0V CID@20.0 (619.1 -> **) Schiava_mix_10_1_ANTH_PRM_v3.d Subtract
x10 5
39.0
150.8
619.0
Counts vs. Mass-to-Charge (m/z)

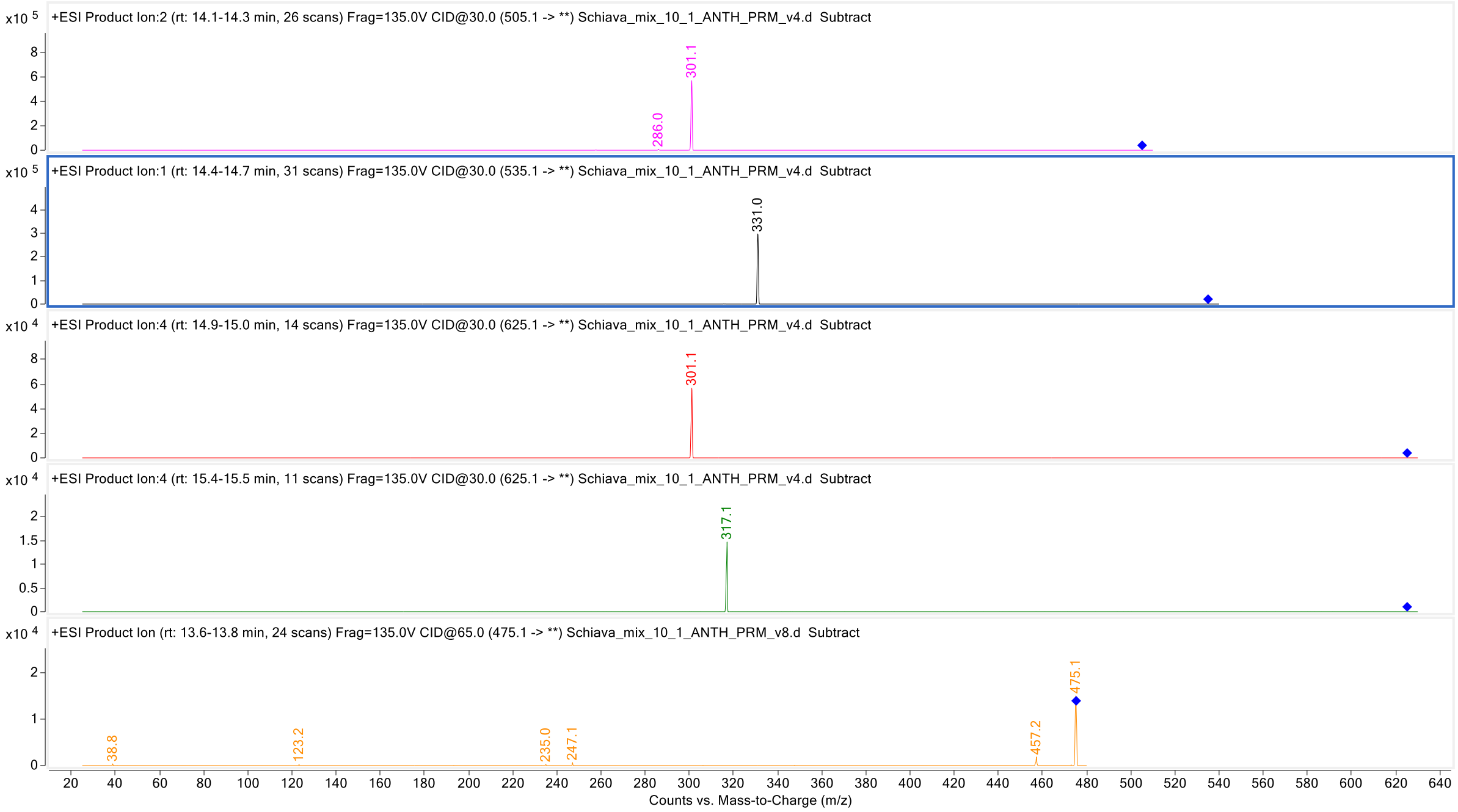
x10 5
+ESI Product Ion:2 (rt: 14.1-14.3 min, 26 scans) Frag=135.0V CID@30.0 (505.1 -> **) Schiava_mix_10_1_ANTH_PRM_v4.d Subtract
286.0
301.1
x10 5
+ESI Product Ion:1 (rt: 14.4-14.7 min, 31 scans) Frag=135.0V CID@30.0 (535.1 -> **) Schiava_mix_10_1_ANTH_PRM_v4.d Subtract
331.0
x10 4
+ESI Product Ion:4 (rt: 14.9-15.0 min, 14 scans) Frag=135.0V CID@30.0 (625.1 -> **) Schiava_mix_10_1_ANTH_PRM_v4.d Subtract
301.1
x10 4
+ESI Product Ion:4 (rt: 15.4-15.5 min, 11 scans) Frag=135.0V CID@30.0 (625.1 -> **) Schiava_mix_10_1_ANTH_PRM_v4.d Subtract
317.1
x10 4
+ESI Product Ion (rt: 13.6-13.8 min, 24 scans) Frag=135.0V CID@65.0 (475.1 -> **) Schiava_mix_10_1_ANTH_PRM_v8.d Subtract
38.8
123.2
235.0
247.1
457.2
475.1
Counts vs. Mass-to-Charge (m/z)

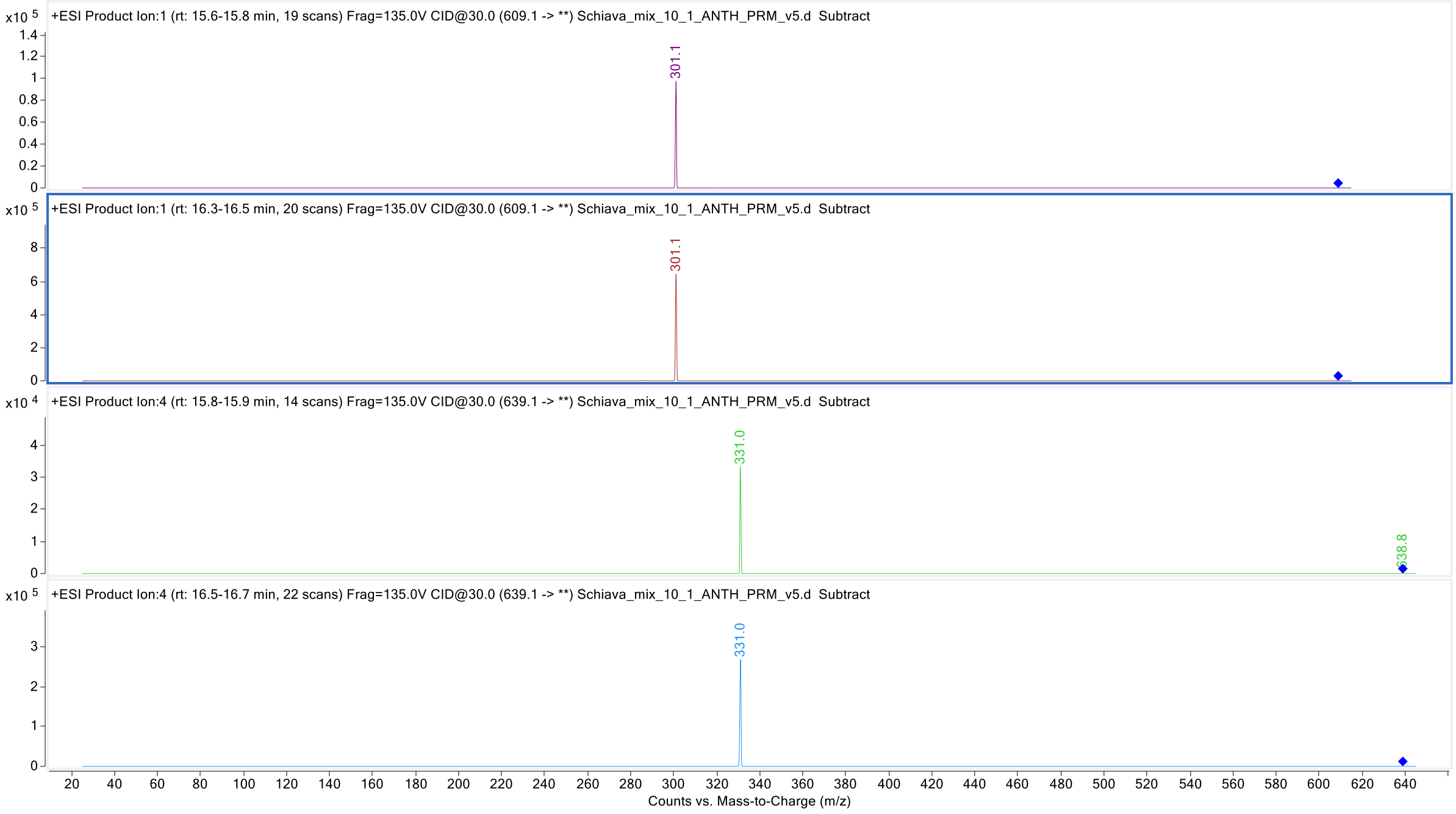
+ESI Product Ion:1 (rt: 15.6-15.8 min, 19 scans) Frag=135.0V CID@30.0 (609.1 -> **) Schiava_mix_10_1_ANTH_PRM_v5.d Subtract
x10 5
301.1
+ESI Product Ion:1 (rt: 16.3-16.5 min, 20 scans) Frag=135.0V CID@30.0 (609.1 -> **) Schiava_mix_10_1_ANTH_PRM_v5.d Subtract
x10 5
301.1
+ESI Product Ion:4 (rt: 15.8-15.9 min, 14 scans) Frag=135.0V CID@30.0 (639.1 -> **) Schiava_mix_10_1_ANTH_PRM_v5.d Subtract
x10 4
331.0
638.8
+ESI Product Ion:4 (rt: 16.5-16.7 min, 22 scans) Frag=135.0V CID@30.0 (639.1 -> **) Schiava_mix_10_1_ANTH_PRM_v5.d Subtract
x10 5
331.0
Counts vs. Mass-to-Charge (m/z)