Neckerspoel, Eindhoven

Microclimate perception

discomfort reasons | comfort reasons

Too windy

Wind comf.

Too sunny

Sun comf.

Too shady

Shade comf.

Rainprot. bad

Rainprot. good

Other discomf.

Others comf.

Legend perception maps

- 0-10 % of total number interviewees
- 11-20 % of total number interviewees
- 21-30 % of total number interviewees
- 31-40 % of total number interviewees
- 41-50 % of total number interviewees
- 51-60 % of total number interviewees
- 61-70 % of total number interviewees

Average data

SPRING

Shadow-simulation | Wind

t:9

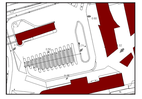

t:11

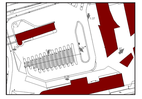

t:13

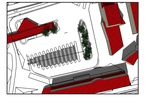

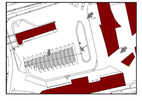

t:15

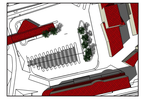

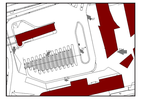

t:17

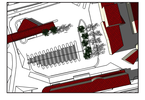

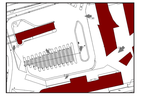

SUMMER

Shadow-simulation | Wind

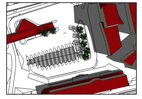

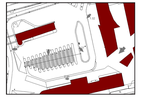

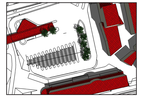

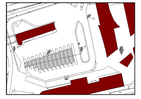

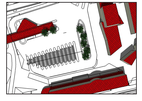

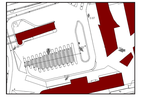

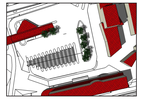

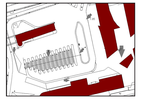

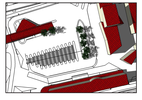

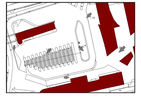

AUTUMN

Shadow-simulation | Wind

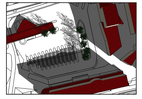

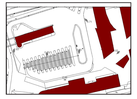

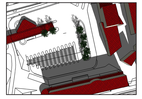

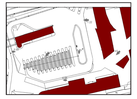

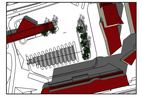

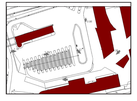

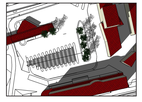

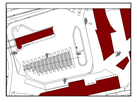

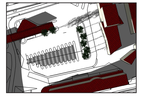

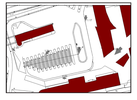

Windy day data

July, 14th 2006

Wind

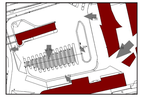

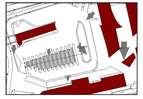

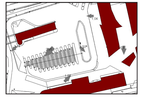

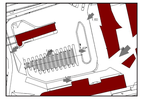

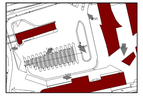

WIND LEGEND

- 0 to 0.5 m/s
- 0.5 to 1 m/s
- 1 to 1.5 m/s
- 1.5 to 2 m/s
- 2 to 2.5 m/s
- 2.5 to 3 m/s
- 3 to 3.5 m/s
- 3.5 to 4 m/s
- 4 to 4.5 m/s
- 4.5 to 5 m/s
- 5 to 5.5 m/s
- 5.5 to 6 m/s

General information

use-patterns

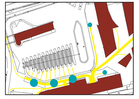

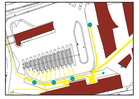

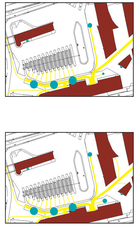

Legend use-pattern maps

- very frequent pedestrian use
- frequent pedestrian use
- medium frequent pedestrian use
- infrequent pedestrian use
- 0-5 stationary persons
- 6-10 stationary persons
- 11-50 stationary persons

functions

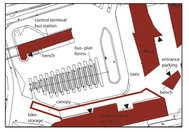

measure point-numbers

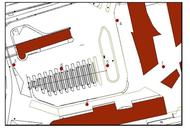
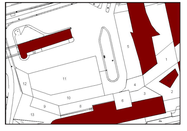
percept.- zone-numbers