Figure S1

RTqPCR:

GAPDH (22 cycles): B2766 B2776 B2764 B2770

Itpr1 (25 cycles): B2766 B2776 B2764 B2770

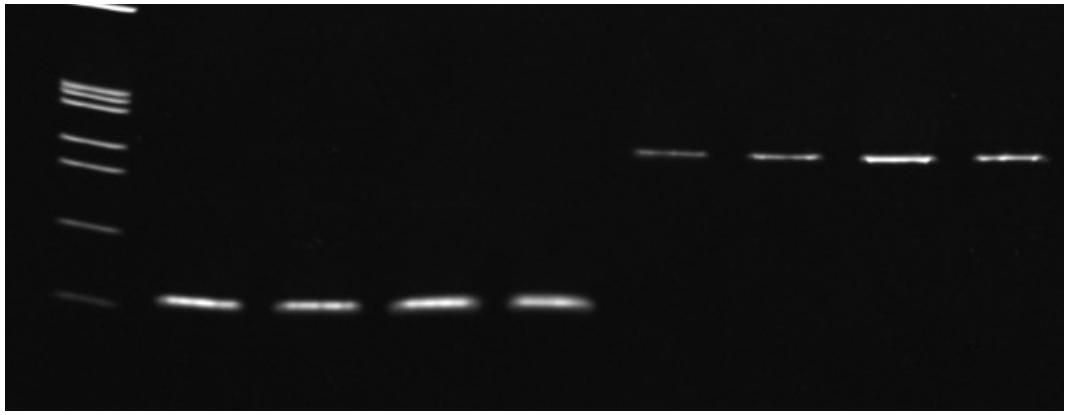

Itpr1/GAPDH: 0.25 0.42 0.66 0.49

Pcsk2 (25 cycles): B2766 B2776 B2764 B2770

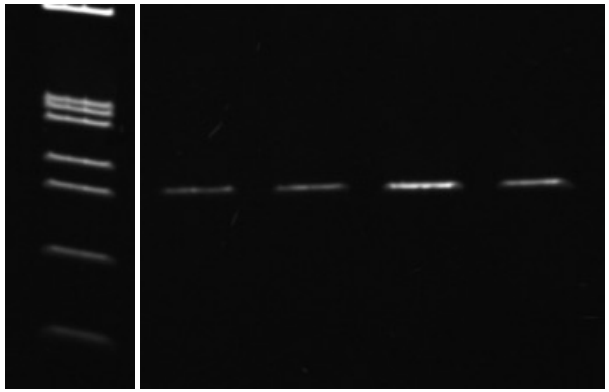

Pcsk2/GAPDH: 0.18 0.27 0.57 0.33

Syt6 (25cycles): B2766 B2776 B2764 B2770

Hpr1 (25 cycles): B2766 B2776 B2764 B2770

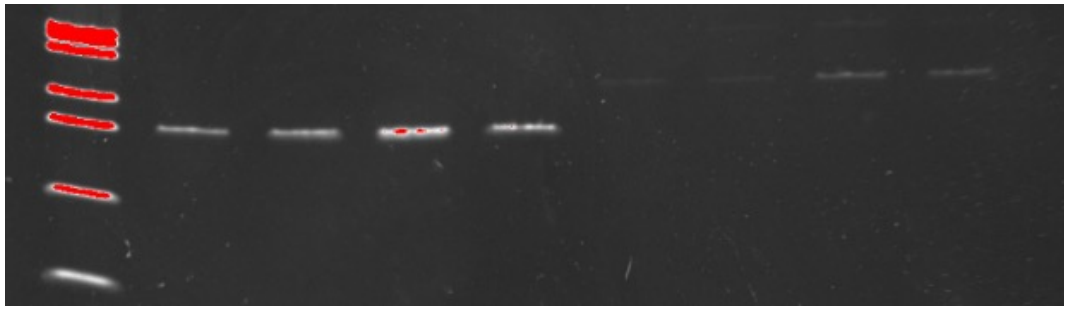

Sty6/GAPDH: 0.33 0.51 0.71 0.53
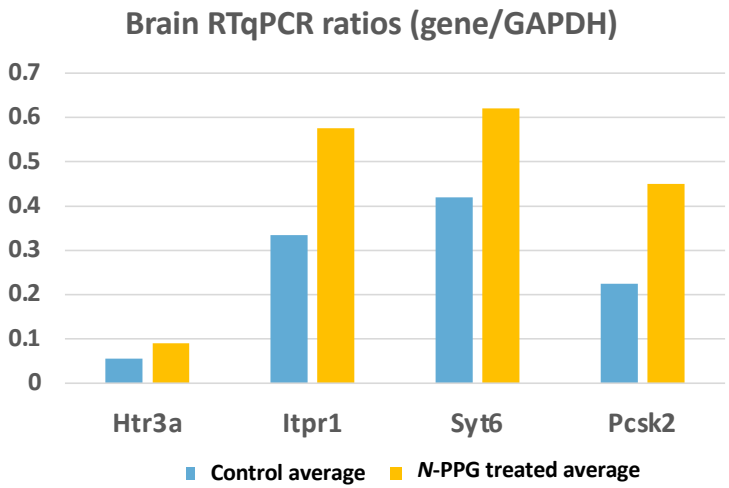
Hpr1/GAPDH: 0.06 0. 05 0.11 0.07