Figure 6D

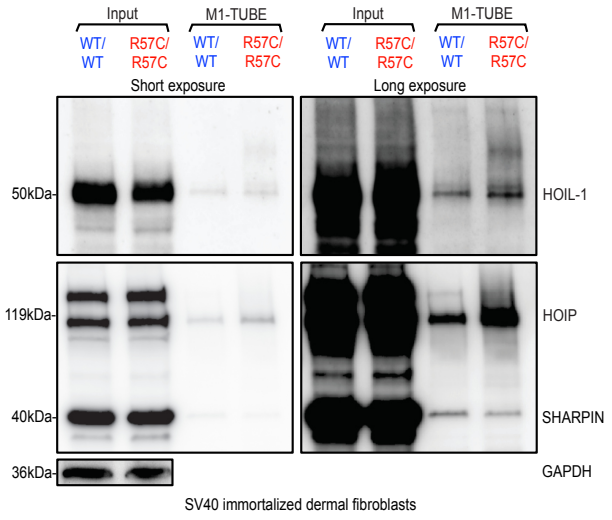
Input
M1-TUBE
Input
M1-TUBE
WT/ WT
R57C/ R57C
WT/ WT
R57C/ R57C
WT/ WT
R57C/ R57C
WT/ WT
R57C/ R57C
Short exposure
Long exposure
50kDa-
119kDa-
40kDa-
36kDa-
HOIL-1
HOIP
SHARPIN
GAPDH
SV40 immortalized dermal fibroblasts

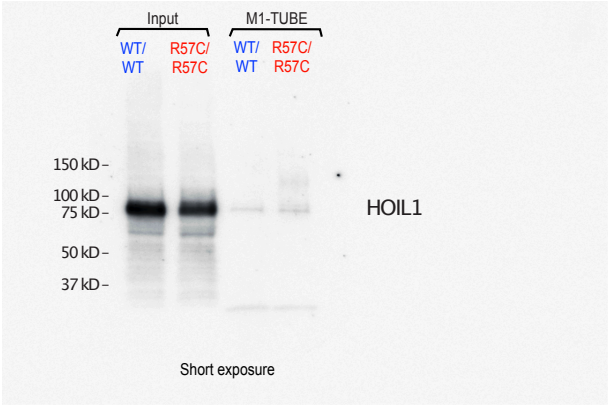
Input
M1-TUBE
WT/ WT
R57C/ R57C
WT/ WT
R57C/ R57C
150 kD
100 kD
75 kD
50 kD
37 kD
HOIL1
Short exposure

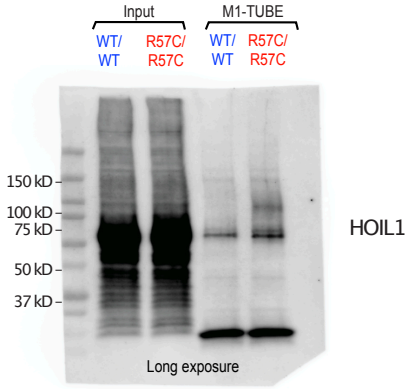
Input
M1-TUBE
WT/ WT
R57C/ R57C
WT/ WT
R57C/ R57C
150 kD
100 kD
75 kD
50 kD
37 kD
HOIL1
Long exposure

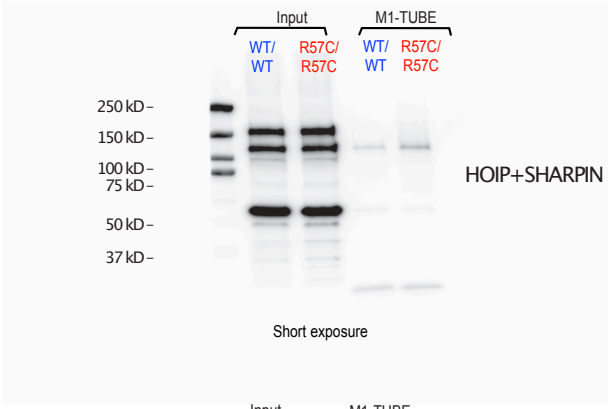
Input
M1-TUBE
WT/ WT
R57C/ R57C
WT/ WT
R57C/ R57C
250 kD
150 kD
100 kD
75 kD
50 kD
37 kD
HOIP+SHARPIN
Short exposure

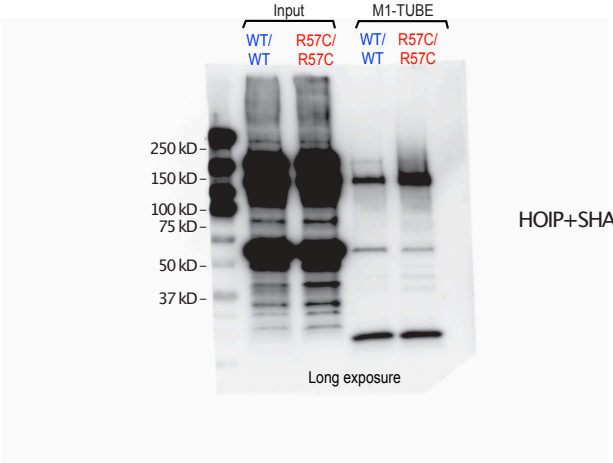
Input
M1-TUBE
WT/ WT
R57C/ R57C
WT/ WT
R57C/ R57C
250 kD
150 kD
100 kD
75 kD
50 kD
37 kD
HOIP+SHARPIN
Long exposure

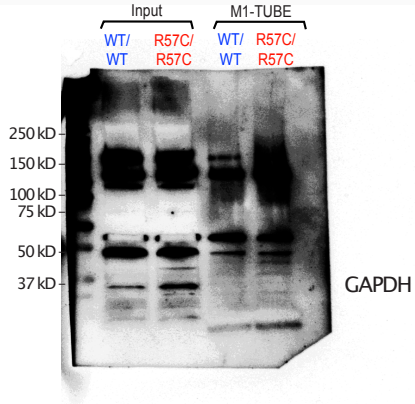
Input
M1-TUBE
WT/ WT
R57C/ R57C
WT/ WT
R57C/ R57C
250 kD
150 kD
100 kD
75 kD
50 kD
37 kD
GAPDH