ACR20 response

Group by Anti-TNFα	Study name	Statistics for each study: Risk ratio	Lower limit	Upper limit	Events / Total: Anti-TNFα	Control
Adalimumab	Breedveld et al, 2006 (33)	1.16	1.03	1.31	196 / 268	162 / 257
Adalimumab		1.16	1.03	1.31		
Etanercept	van der Heijde et al, 2006 (28)	1.13	1.03	1.24	196 / 231	171 / 228
Etanercept		1.13	1.03	1.24		
Infliximab	St Clair et al, 2004 (20)	1.15	1.01	1.31	231 / 373	161 / 298
Infliximab	Quinn et al, 2005 (22)	1.33	0.74	2.41	8 / 10	6 / 10
Infliximab		1.15	1.02	1.31		
Overall		1.15	1.07	1.22		

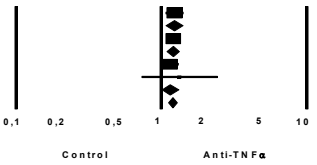

ACR50 response

Group by Anti-TNFα	Study name	Statistics for each study: Risk ratio	Lower limit	Upper limit	Events / Total: Anti-TNFα	Control
Adalimumab	Breedveld et al, 2006 (33)	1.59	1.36	1.85	166 / 268	118 / 257
Adalimumab		1.59	1.36	1.85		
Etanercept	van der Heijde et al, 2006 (28)	1.60	1.35	1.90	159 / 231	98 / 228
Etanercept		1.69	1.42	2.00		
Infliximab	St Clair et al, 2004 (20)	1.44	1.18	1.76	171 / 373	95 / 298
Infliximab	Quinn et al, 2005 (22)	2.00	0.88	4.54	8 / 10	4 / 10
Infliximab		1.46	1.21	1.78		
Overall		1.56	1.41	1.72		

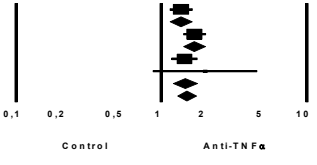

ACR70 response
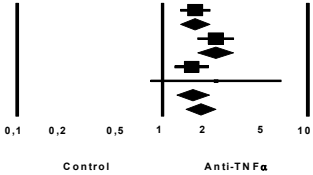
Group by Anti-TNFα	Study name	Statistics for each study: Risk ratio	Lower limit	Upper limit	Events / Total: Anti-TNFα	Control
Adalimumab	Breedveld et al, 2006 (33)	1.64	1.29	2.07	123 / 268	72 / 257
Adalimumab		1.64	1.29	2.07		
Etanercept	van der Heijde et al, 2006 (28)	2.27	1.67	3.09	99 / 231	43 / 228
Etanercept		2.27	1.67	3.09		
Infliximab	St Clair et al, 2004 (20)	1.58	1.22	2.07	123 / 373	62 / 298
Infliximab	Quinn et al, 2005 (22)	2.33	0.83	6.54	7 / 10	3 / 10
Infliximab		1.62	1.26	2.10		
Overall		1.77	1.52	2.05