Ia

Ib(1)

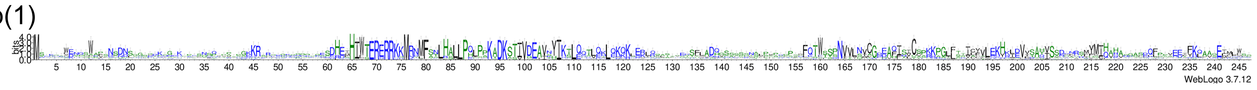

Ib(2)

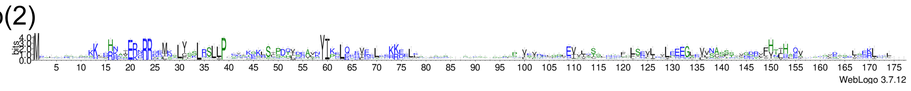

II

III(a+c)

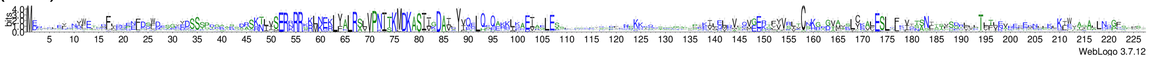

III(b)

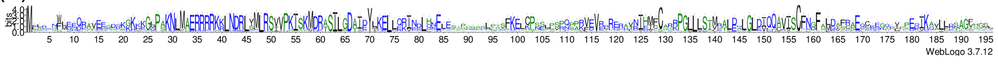

III(d+e)

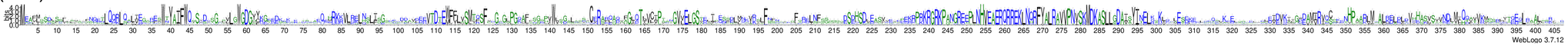

IIIf

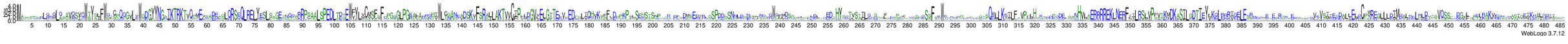

IVa

IVb

IVc

IVd

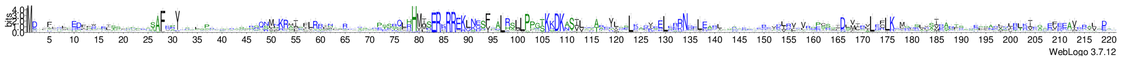

Va



Vb

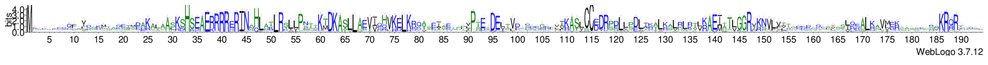

VII(a+b)

VIIIa

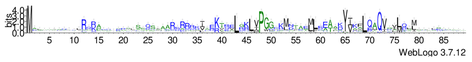

VIIIb

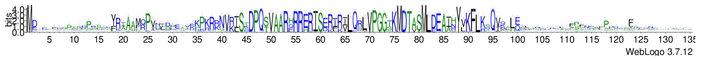

VIIIc(1)

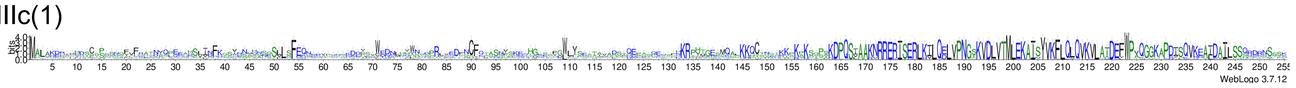

VIIIc(2)



IX

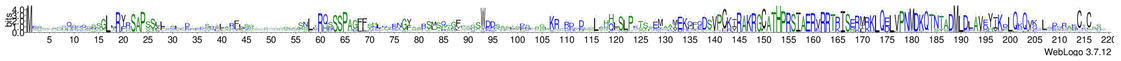

X

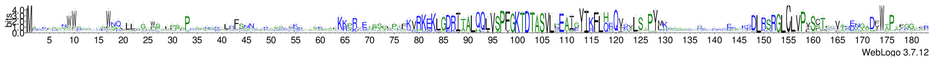

XI

XII

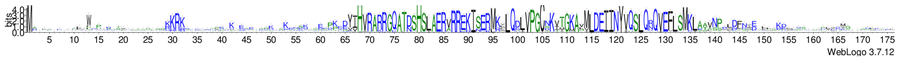

XIII

XIV

XV

Orphans

Figure S10: Weblogos of the 27 subfamilies identified in the bait collection. The subfamily member sequences were globally aligned using Muscle5 v5.1. and positions with less than 80% occupancy were removed from the alignment. Weblogos created with WebLogo 3.7.12.