Figure 1A

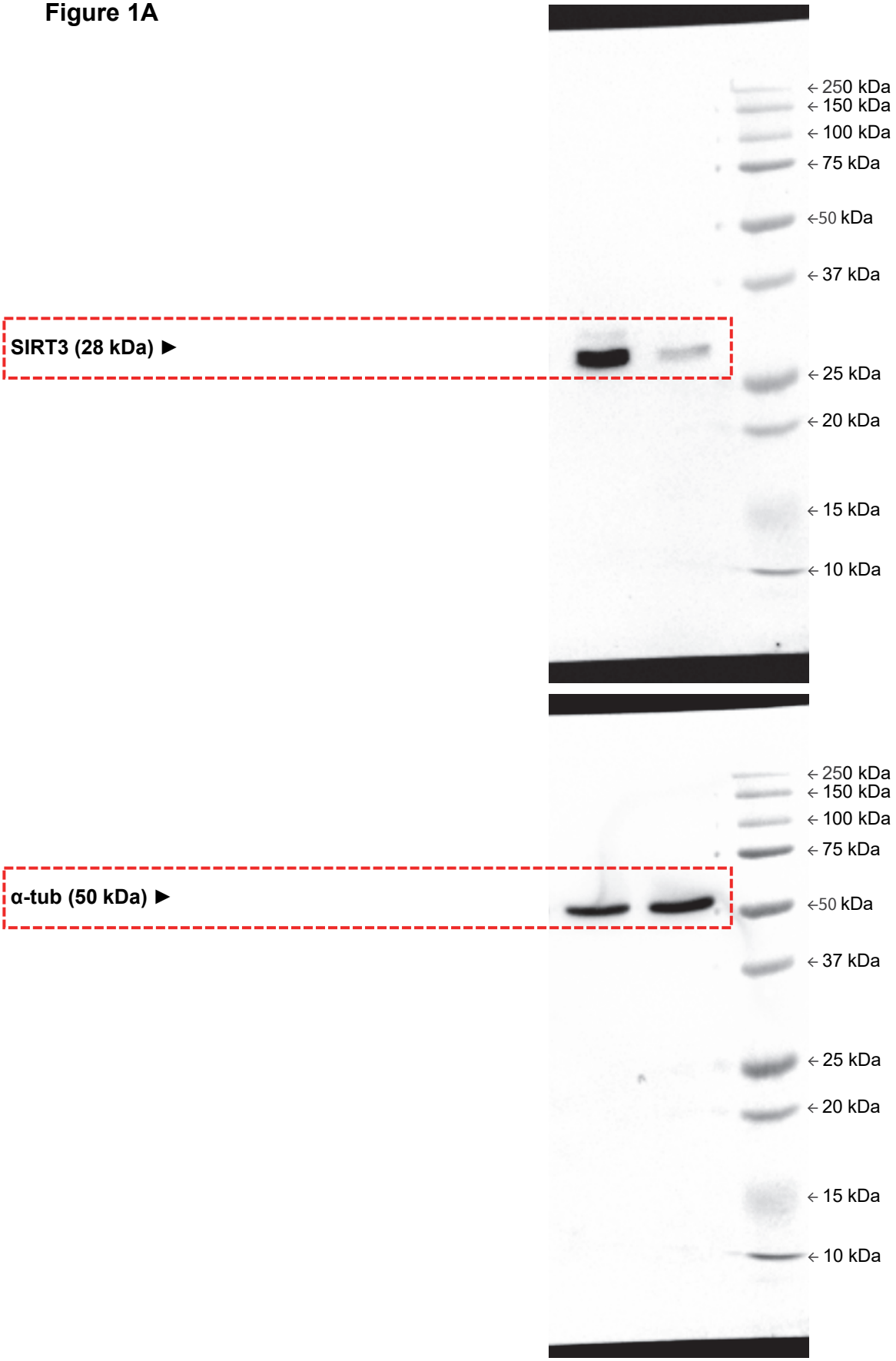
SIRT3 (28 kDa) ►
250 kDa
150 kDa
100 kDa
75 kDa
50 kDa
37 kDa
25 kDa
20 kDa
15 kDa
10 kDa
α-tub (50 kDa) ►
250 kDa
150 kDa
100 kDa
75 kDa
50 kDa
37 kDa
25 kDa
20 kDa
15 kDa
10 kDa

Figure 1C

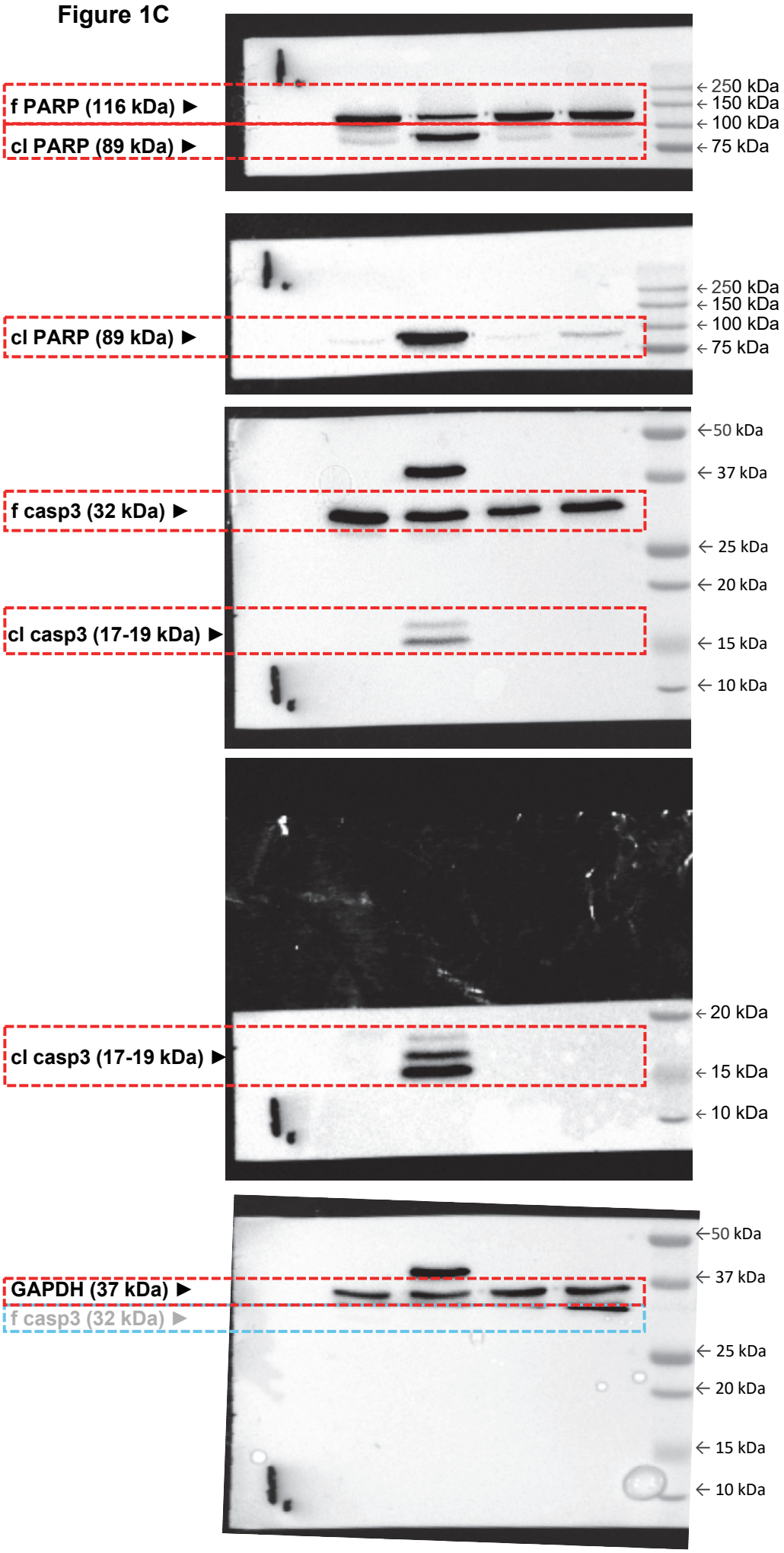
f PARP (116 kDa) ▶
cl PARP (89 kDa) ▶
← 250 kDa
← 150 kDa
← 100 kDa
← 75 kDa
cl PARP (89 kDa) ▶
← 250 kDa
← 150 kDa
← 100 kDa
← 75 kDa
f casp3 (32 kDa) ▶
cl casp3 (17-19 kDa) ▶
←50 kDa
← 37 kDa
← 25 kDa
← 20 kDa
← 15 kDa
← 10 kDa
cl casp3 (17-19 kDa) ▶
← 20 kDa
← 15 kDa
← 10 kDa
GAPDH (37 kDa) ▶
f casp3 (32 kDa) ▶
←50 kDa
← 37 kDa
← 25 kDa
← 20 kDa
← 15 kDa
← 10 kDa

Figure 1D, J, S1C



Figure 1F

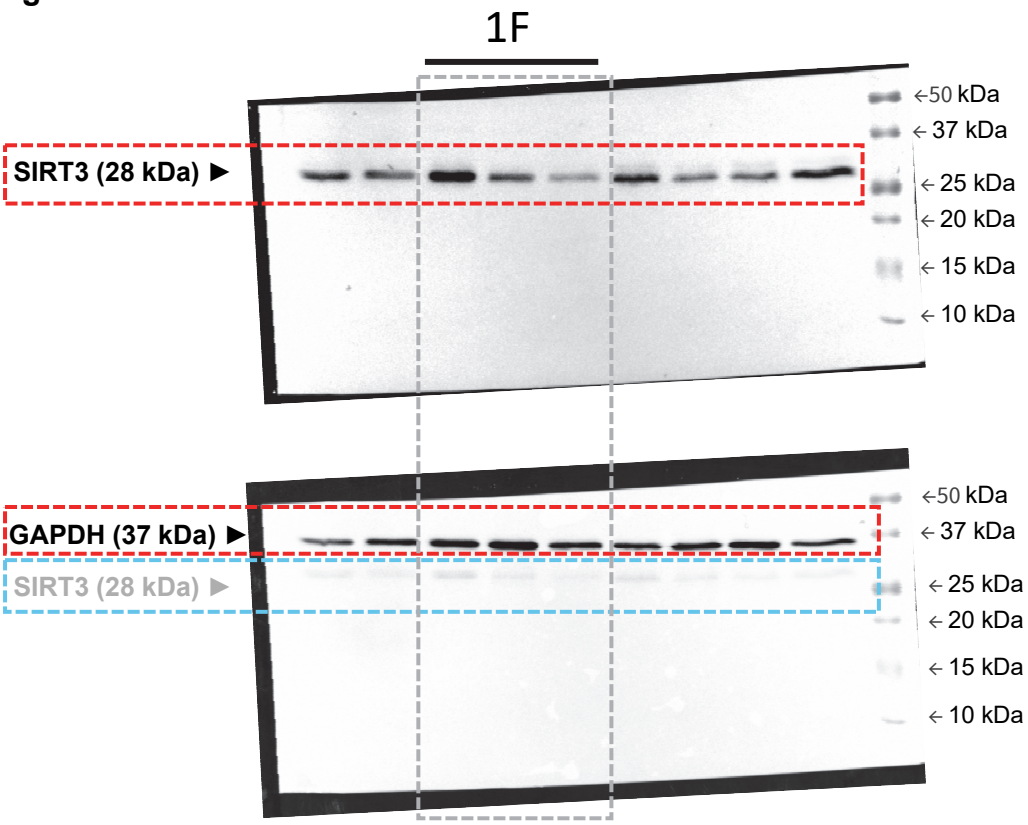
1F
SIRT3 (28 kDa) ▶
←50 kDa
← 37 kDa
← 25 kDa
← 20 kDa
← 15 kDa
← 10 kDa
GAPDH (37 kDa) ▶
SIRT3 (28 kDa) ▶
←50 kDa
← 37 kDa
← 25 kDa
← 20 kDa
← 15 kDa
← 10 kDa

Figure 1H


f PARP (116 kDa) ▶
cl PARP (89 kDa) ▶
250 kDa
150 kDa
100 kDa
75 kDa
cl PARP (89 kDa) ▶
250 kDa
150 kDa
100 kDa
75 kDa
f casp3 (32 kDa) ▶
cl casp3 (17-19 kDa) ▶
50 kDa
37 kDa
25 kDa
20 kDa
15 kDa
10 kDa
cl casp3 (17-19 kDa) ▶
20 kDa
15 kDa
10 kDa
GAPDH (37 kDa) ▶
50 kDa
37 kDa
25 kDa
20 kDa
15 kDa
10 kDa

Figure 1J

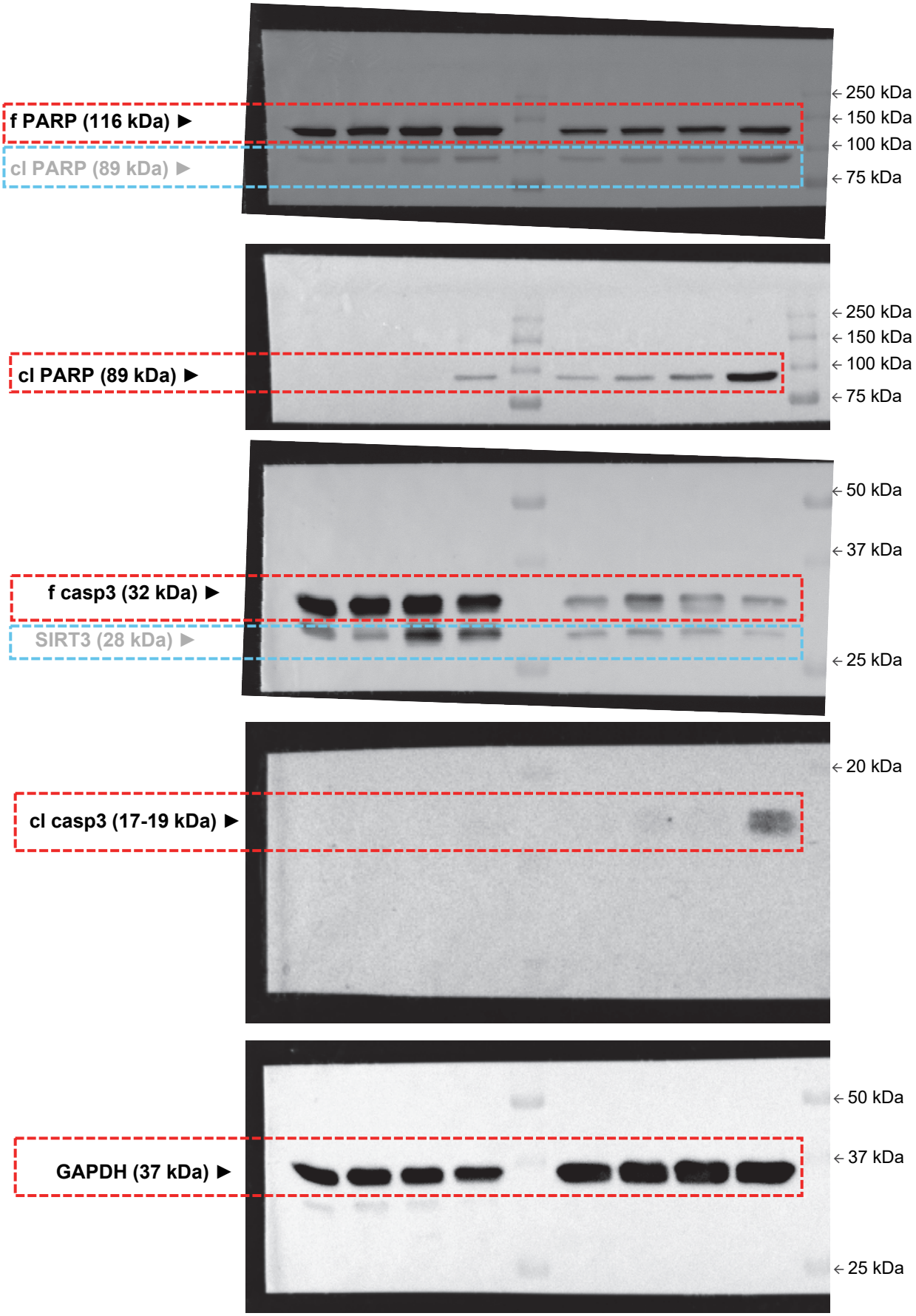
f PARP (116 kDa) ▶
cl PARP (89 kDa) ▶
250 kDa
150 kDa
100 kDa
75 kDa
cl PARP (89 kDa) ▶
250 kDa
150 kDa
100 kDa
75 kDa
f casp3 (32 kDa) ▶
SIRT3 (28 kDa) ▶
50 kDa
37 kDa
25 kDa
cl casp3 (17-19 kDa) ▶
20 kDa
GAPDH (37 kDa) ▶
50 kDa
37 kDa
25 kDa

Figure S1A



Figure S2A



Figure 2B, G

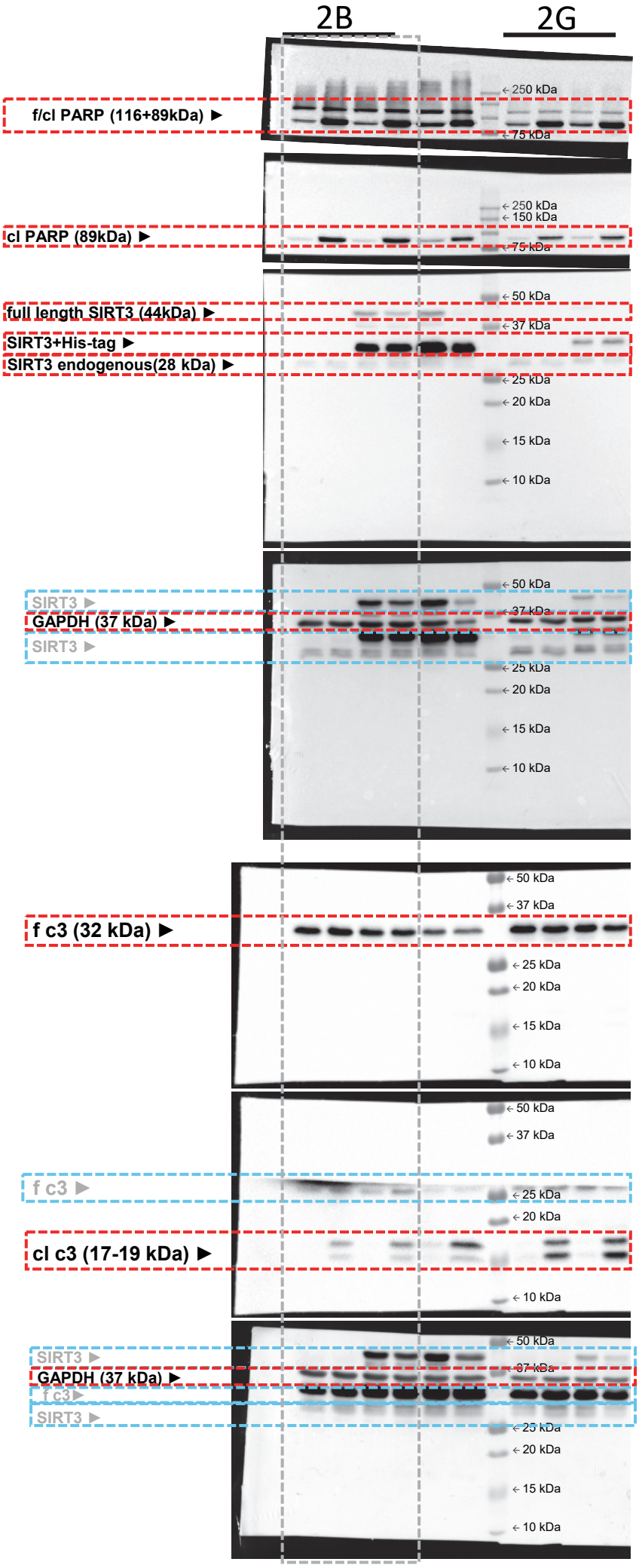
2B
2G
f/cl PARP (116+89kDa) ▶
250 kDa
75 kDa
cl PARP (89kDa) ▶
250 kDa
150 kDa
75 kDa
full length SIRT3 (44kDa) ▶
SIRT3+His-tag ▶
SIRT3 endogenous(28 kDa) ▶
50 kDa
37 kDa
25 kDa
20 kDa
15 kDa
10 kDa
SIRT3 ▶
GAPDH (37 kDa) ▶
SIRT3 ▶
f c3 (32 kDa) ▶
f c3 ▶
cl c3 (17-19 kDa) ▶
SIRT3 ▶
GAPDH (37 kDa) ▶
f c3 ▶
SIRT3 ▶

Figure 2D

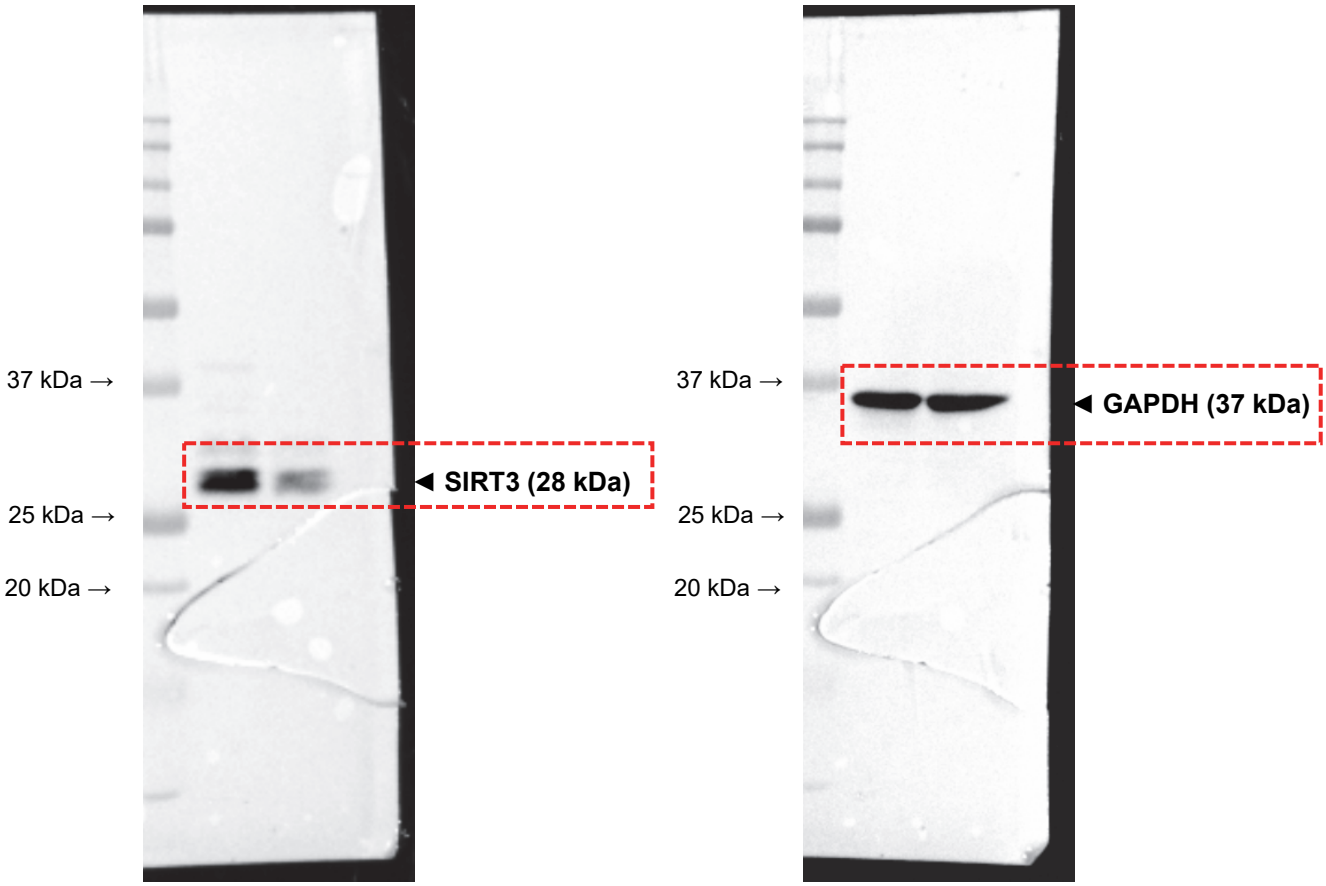

Figure 2I

Figure 3A


f cl PARP (116+89 kDa) ▶
← 150 kDa
← 100 kDa
← 75 kDa
cl PARP (89 kDa) ▶
← 150 kDa
← 100 kDa
← 75 kDa
f c3 (32 kDa) ▶
← 37 kDa
← 25 kDa
cl c3 (17-19 kDa) ▶
← 20 kDa
← 15 kDa
f c3 (32 kDa) ▶
SIRT3 (28 kDa) ▶
← 37 kDa
α-tub (50 kDa) ▶
← 50 kDa
← 37 kDa
← 25 kDa

Figure 3B


f cl PARP (116+89 kDa) ▶
250 kDa
150 kDa
100 kDa
75 kDa
f c3 (32 kDa) ▶
SIRT3 (28 kDa) ▶
50 kDa
37 kDa
25 kDa
20 kDa
15 kDa
10 kDa
cl c3 (17-19 kDa) ▶
50 kDa
37 kDa
25 kDa
20 kDa
15 kDa
10 kDa
SIRT3 (28 kDa) ▶
50 kDa
37 kDa
25 kDa
20 kDa
15 kDa
10 kDa
GAPDH (37 kDa) ▶
50 kDa
37 kDa
25 kDa
20 kDa
15 kDa
10 kDa

Figure 3C


f PARP (116 kDa) ▶
cl PARP (89 kDa) ▶
~100 kDa
~75 kDa
cl PARP (89 kDa) ▶
~100 kDa
~75 kDa
f c3 (32 kDa) ▶
37 kDa
25 kDa
cl c3 (17-19 kDa) ▶
20 kDa
15 kDa
SIRT3 (28 kDa) ▶
37 kDa
25 kDa
GAPDH (37 kDa) ▶
f c3 (32 kDa) ▶
50 kDa
37 kDa
25 kDa

Figure 3F

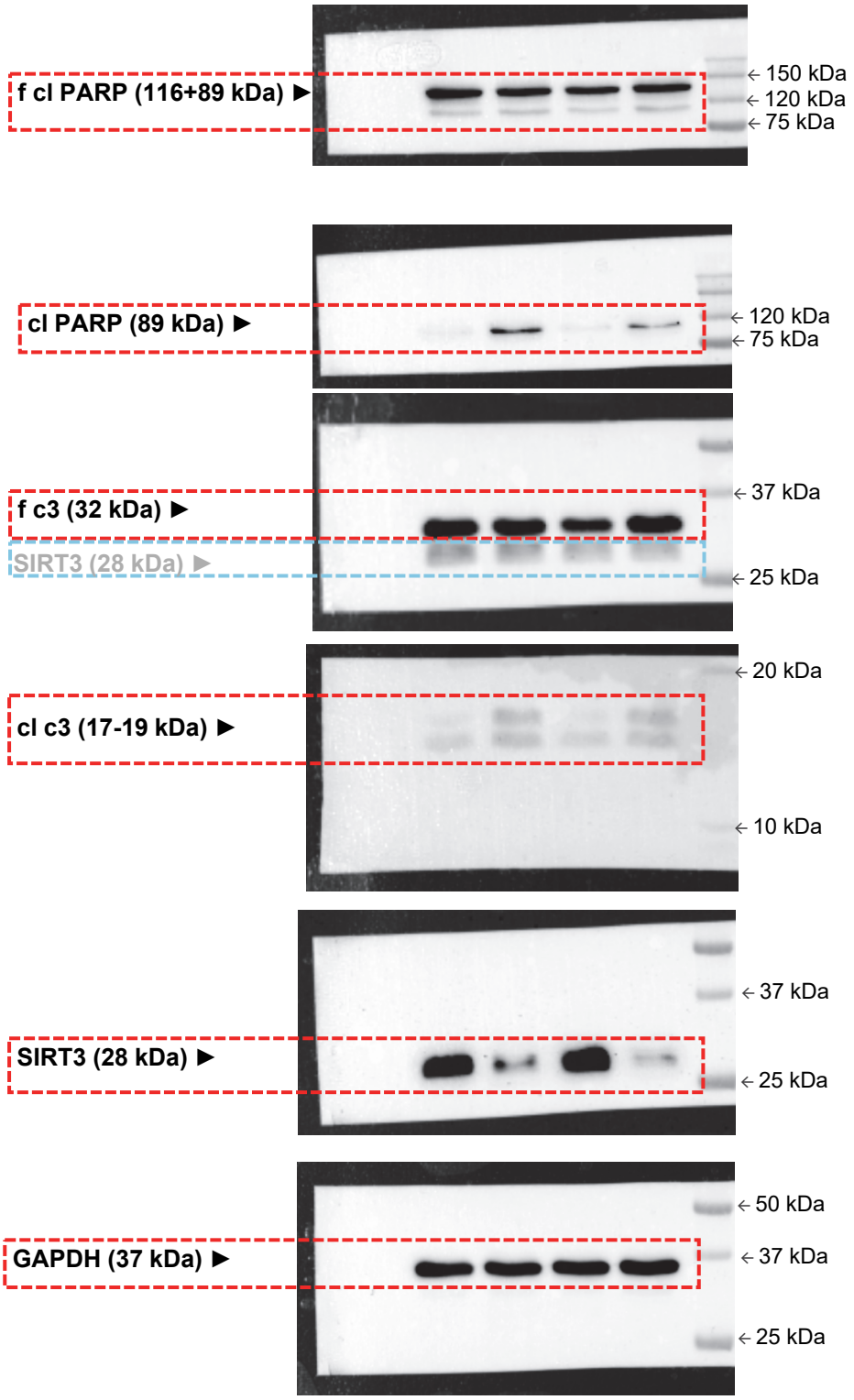
f cl PARP (116+89 kDa) ▶
150 kDa
120 kDa
75 kDa
cl PARP (89 kDa) ▶
120 kDa
75 kDa
f c3 (32 kDa) ▶
SIRT3 (28 kDa) ▶
37 kDa
25 kDa
cl c3 (17-19 kDa) ▶
20 kDa
10 kDa
SIRT3 (28 kDa) ▶
37 kDa
25 kDa
GAPDH (37 kDa) ▶
50 kDa
37 kDa
25 kDa

Figure S5


cl PARP (89 kDa)
100 kDa
75 kDa
cl c3 (17-19 kDa)
20 kDa
p-Drp1 (78-82 kDa)
100 kDa
75 kDa
Drp1 (78-82 kDa)
100 kDa
75 kDa
SNAIL (29 kDa)
37 kDa
25 kDa
CHOP (27 kDa)
37 kDa
25 kDa
(α-tub (50 kDa)
50 kDa
GPX4 (20-22 kDa)
37 kDa
25 kDa
GAPDH (37 kDa)
37 kDa
25 kDa
E-cadh (135kDa)
100 kDa
75 kDa
Mfn2 (80kDa)
100 kDa
75 kDa
SIRT3 (28kDa)
37 kDa
25 kDa
NRF2 (97-100kDa)
100 kDa
75 kDa
SOD2 (22kDa)
37 kDa
25 kDa
p62 (62kDa)
50 kDa
LC3 (14-16kDa)
20 kDa
15 kDa
10 kDa
GAPDH (37kDa)
37 kDa
25 kDa

Figure 4A

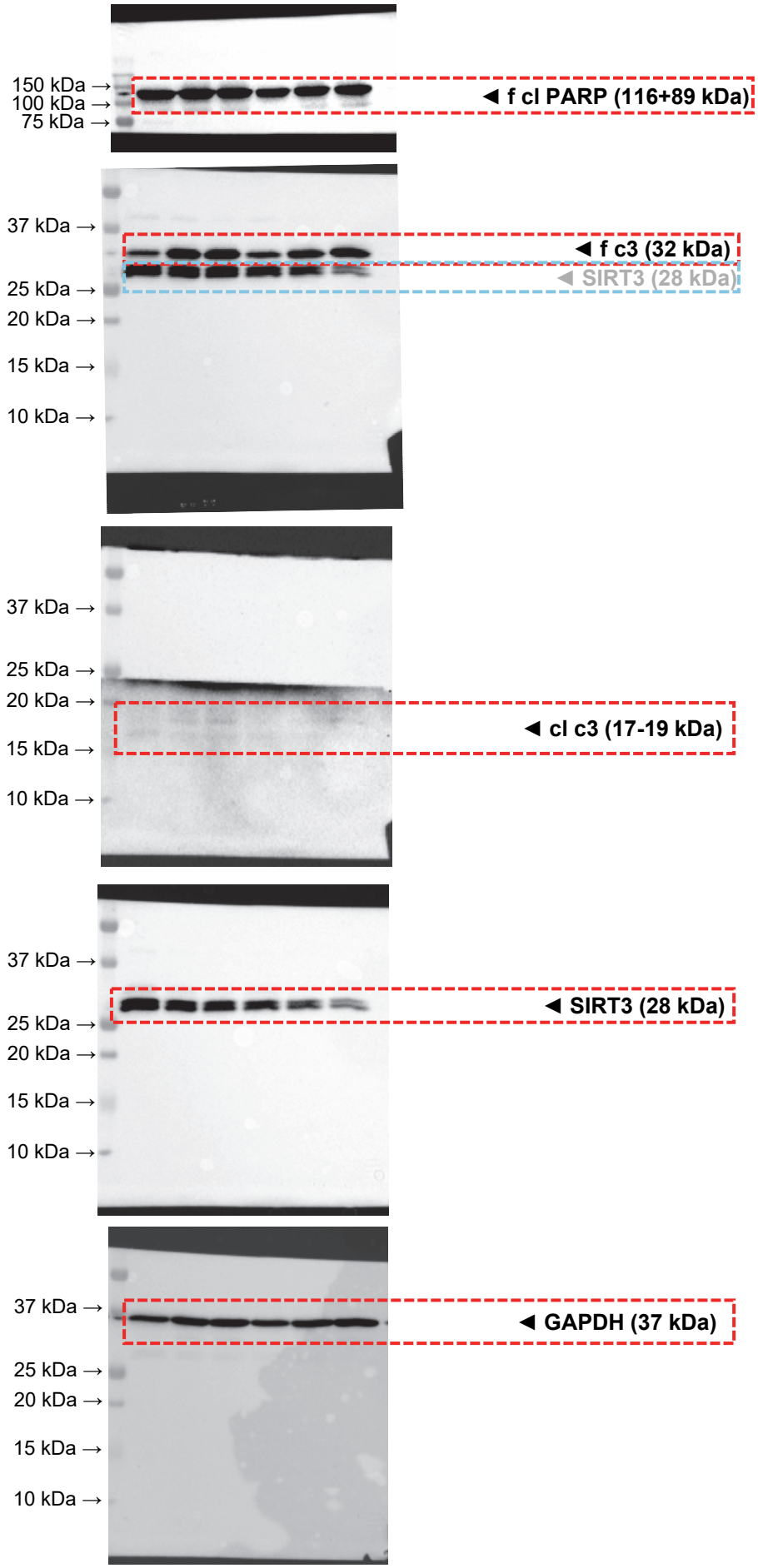
150 kDa →
100 kDa →
75 kDa →
◀ f cl PARP (116+89 kDa)
37 kDa →
25 kDa →
20 kDa →
15 kDa →
10 kDa →
◀ f c3 (32 kDa)
◀ SIRT3 (28 kDa)
37 kDa →
25 kDa →
20 kDa →
15 kDa →
10 kDa →
◀ cl c3 (17-19 kDa)
37 kDa →
25 kDa →
20 kDa →
15 kDa →
10 kDa →
◀ SIRT3 (28 kDa)
37 kDa →
25 kDa →
20 kDa →
15 kDa →
10 kDa →
◀ GAPDH (37 kDa)

Figure 5A


150 kDa →
100 kDa →
75 kDa →
◀ f cl PARP (116+89 kDa)
100 kDa →
75 kDa →
◀ cl PARP (89 kDa)
37 kDa →
25 kDa →
20 kDa →
◀ f c3 (32 kDa)
20 kDa →
15 kDa →
◀ cl c3 (17-19 kDa)
37 kDa →
◀ SIRT3+His-tag+casp3 (32 kDa)
◀ SIRT3 endogenous(28 kDa)
50 kDa →
37 kDa →
◀ α-tub (50 kDa)

Figure 5D

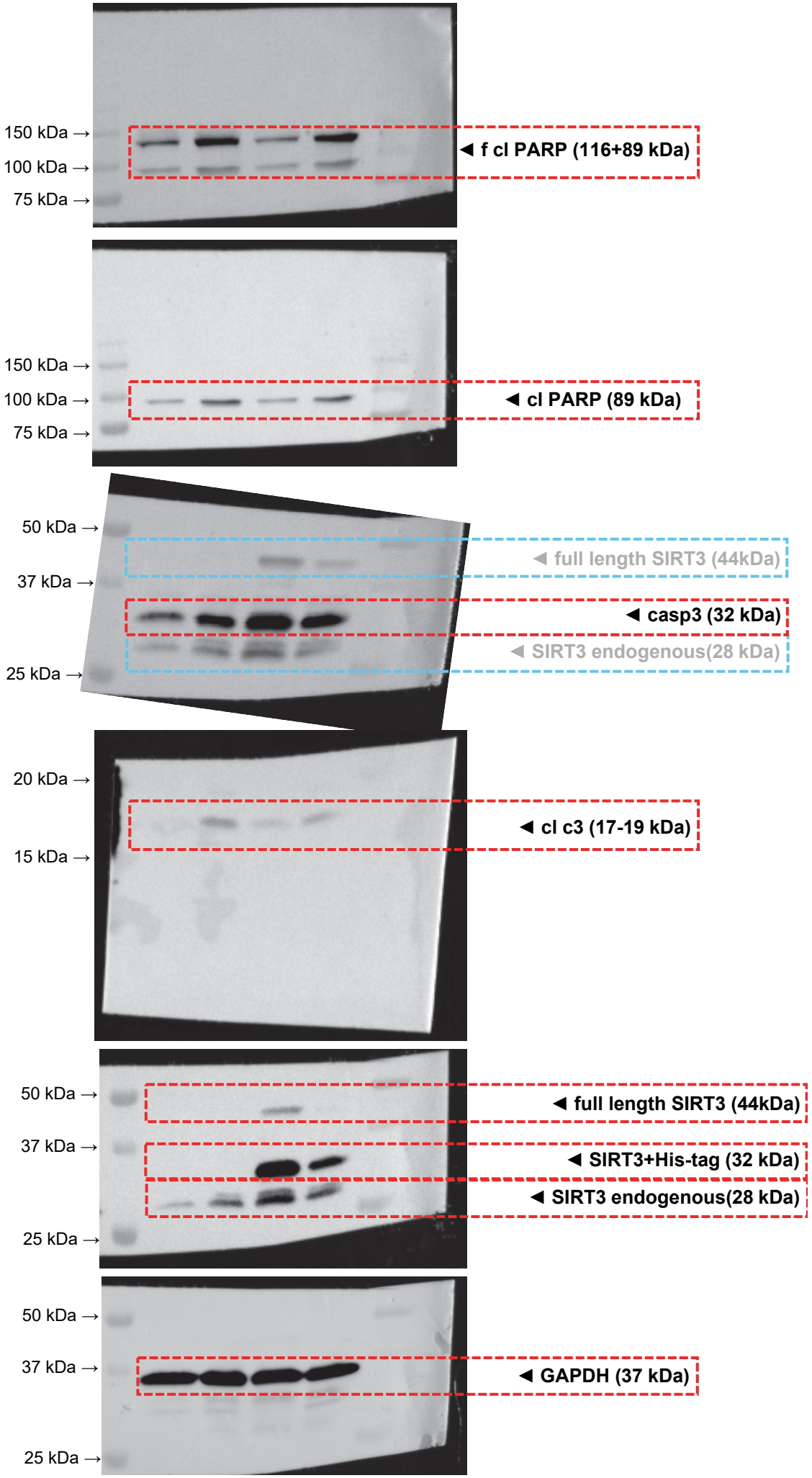
150 kDa →
100 kDa →
75 kDa →
◀ f cl PARP (116+89 kDa)
150 kDa →
100 kDa →
75 kDa →
◀ cl PARP (89 kDa)
50 kDa →
37 kDa →
25 kDa →
◀ full length SIRT3 (44kDa)
◀ casp3 (32 kDa)
◀ SIRT3 endogenous(28 kDa)
20 kDa →
15 kDa →
◀ cl c3 (17-19 kDa)
50 kDa →
37 kDa →
25 kDa →
◀ full length SIRT3 (44kDa)
◀ SIRT3+His-tag (32 kDa)
◀ SIRT3 endogenous(28 kDa)
50 kDa →
37 kDa →
25 kDa →
◀ GAPDH (37 kDa)

Figure 5G

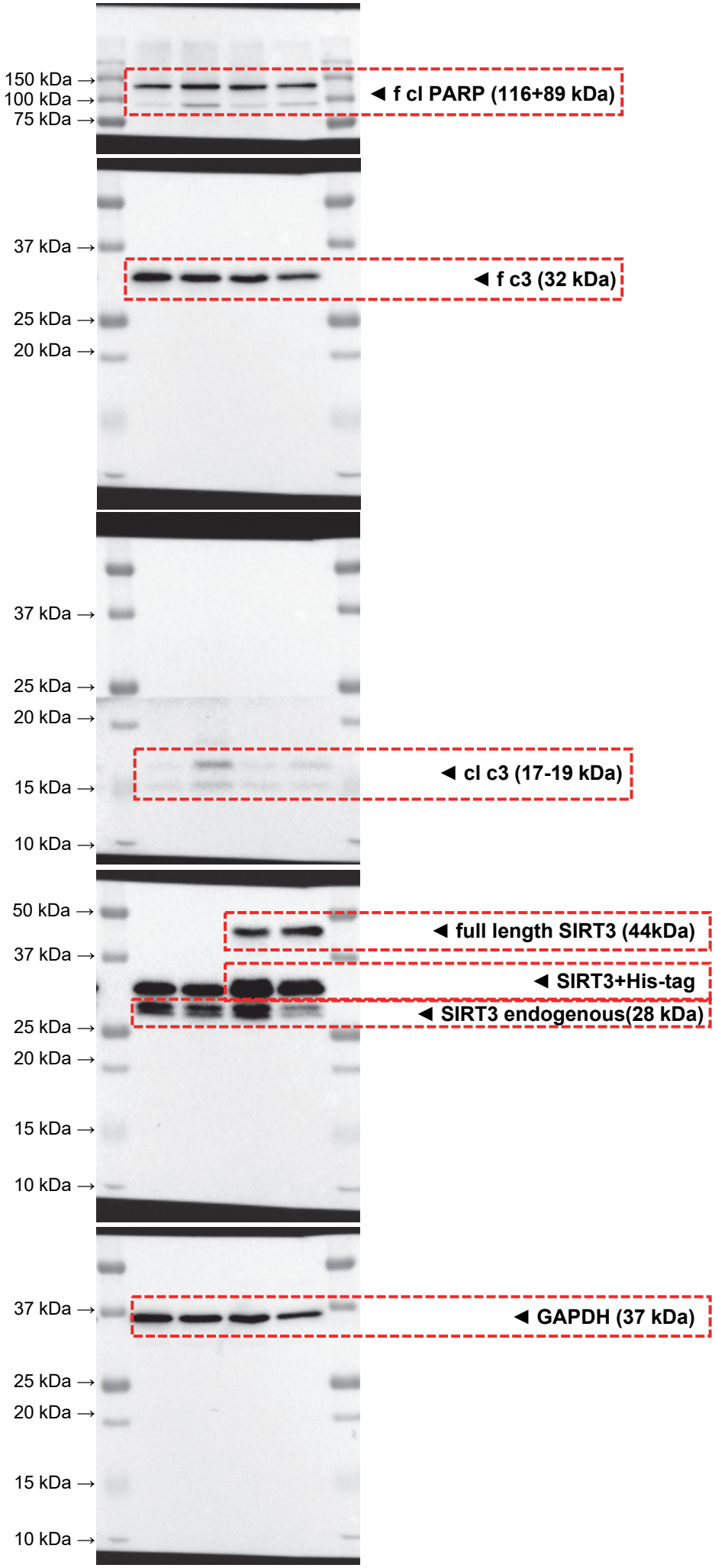
150 kDa →
100 kDa →
75 kDa →
◀ f cl PARP (116+89 kDa)
37 kDa →
◀ f c3 (32 kDa)
25 kDa →
20 kDa →
37 kDa →
25 kDa →
20 kDa →
◀ cl c3 (17-19 kDa)
15 kDa →
10 kDa →
50 kDa →
◀ full length SIRT3 (44kDa)
37 kDa →
◀ SIRT3+His-tag
◀ SIRT3 endogenous(28 kDa)
25 kDa →
20 kDa →
15 kDa →
10 kDa →
37 kDa →
◀ GAPDH (37 kDa)
25 kDa →
20 kDa →
15 kDa →
10 kDa →