Figure S2

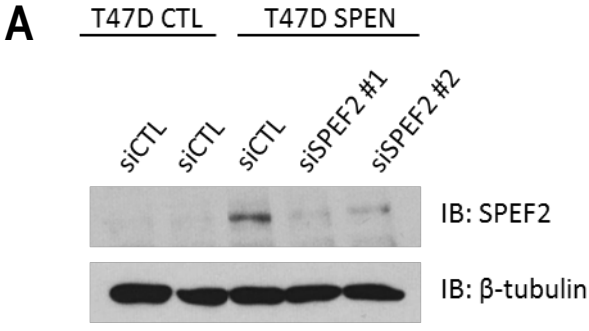
A
T47D CTL
T47D SPEN
siCTL
siCTL
siCTL
siSPEF2 #1
siSPEF2 #2
IB: SPEF2
IB: β-tubulin

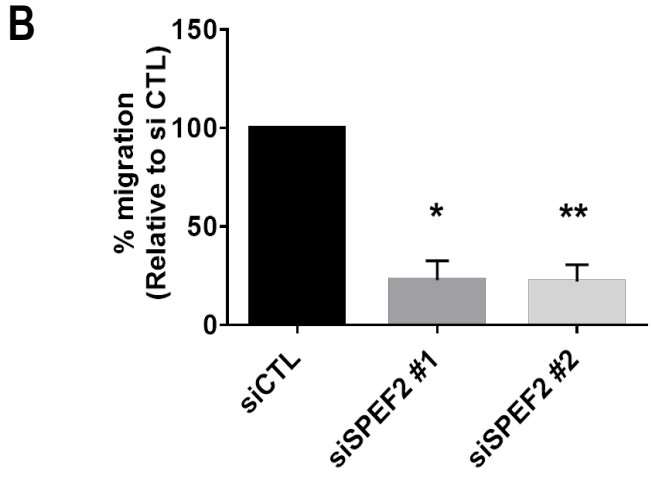
B
% migration
(Relative to si CTL)
150
100
50
0
*
**
siCTL
siSPEF2 #1
siSPEF2 #2

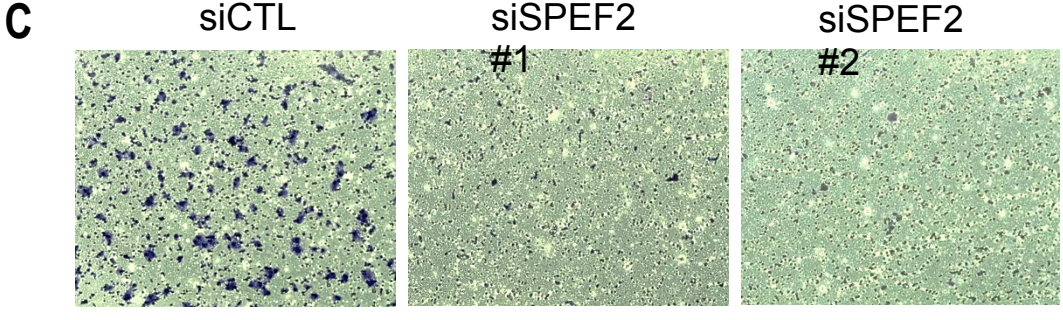
C
siCTL
siSPEF2 #1
siSPEF2 #2